

All About Me

History
Geography
Science

Autumn Term 1

	Literacy	Maths	Wider
<p>Launch</p> <p>Drawing self portraits</p>	<p>The Colour Monster</p> <p>What makes me happy? Purpose: To Inform Text: Explanation</p> <p>Creating our own Colour Monster</p> <p>Purpose: To entertain Text: Narrative</p>	<p>Exploring shapes and creating our very own shape houses</p> <p>Understanding The World</p> <p>History</p> <p>Talk about the lives of the people around them and their roles in society.</p> <p>People Who Help Us</p> <p>Understanding different people's jobs and how they help us. How can we recognise someone by their uniform?</p>	<p>Geography: Understand that we do things at different times of the year and that the weather and the world can look different during these events.</p> <p>Physical Development: Fundamental movement skills and exploring the space around us Beanbag Games</p> <p>PSED: Exploring, naming and understanding our feelings.</p> <p>Music: Learning and singing Nursery Rhymes</p> <p>Computing: Interactive games</p> <p>Expressive Art & Design: Explore different colours and colour mixing</p> <p>RE: What makes people special?</p>
<p>Celebration</p> <p>Baby pictures quiz</p>	<p>Focus Books:</p> <p>The Colour Monster The Colour Monster goes to school Only One You</p>	<p>Visits: A visit from the PCSO</p>	<p>PSHE Day: Languages Day</p>



What type of animals would you see on a farm?












On The Farm

History

Geography

Science

Autumn Term 2

	Literacy	Maths	Wider
<p>Launch</p> <p>What is life like on a Farm?</p> 	<p>The Three Little Pigs</p>  <p>Sequencing the story of `The Three Little Pigs` Purpose: To entertain Text: Explanation</p> <p>“A Guide To Farm Animals” Purpose: To entertain Text: Narrative</p> <p>Word Focus</p> <p>The No I To Go</p> <div style="background-color: #0070C0; color: white; padding: 5px; margin-top: 10px;"> <p>Visits: A visit from the PSCO</p> <p>A visit from some furry farmyard friends</p> </div>	<p>Ordering and Sorting: Ordering farm animals based on size, biggest to smallest.</p>  <p>Understanding The World</p>  <p>Geography: I can find where animals live on a farm using a simple map. I can describe my immediate environment using knowledge and observation.</p> <p>Science: To recognise animals, including humans, and understand how to care for them.</p> <div style="background-color: #0070C0; color: white; padding: 5px; margin-top: 10px;"> <p>PSHE Day: Friendship Day</p> </div>	<p>Physical Development: Yoga sessions Focusing on co-ordination, throwing, catching and aiming.</p>  <p>Expressive Art & Design: Exploring Colour Mixing and learning about the Primary Colours</p>  <p>PSED: Pants are Private Stranger Danger</p> <p>Music: Singing, learning and enjoying Nursery Rhymes.</p>  <p>Computing: Logging onto computers. Interactive games.</p>  <p>RE: What makes people special? What do religious people learn from stories? Why do Christians perform special nativity plays at Christmas?</p>
<p>Celebration</p> <p>Big Art: Designing and creating our very own farm</p>  <div style="background-color: #0070C0; color: white; padding: 10px; margin-top: 10px;"> <p>Focus Books:</p> <p>The Three Little Pigs</p> <p>Farmer Duck</p> <p>The enormous turnip</p> <p>Poppy and Sam – Farmyard tales</p> </div>			

Question:

What character would you be in a traditional tale?



LAUNCH:

Design your own Gingerbread Man



History

Geography

Science

Spring Term 1

Literacy

The Gingerbread Man



Description:

Purpose: To entertain

Text: Narrative

Who else did *The Gingerbread Man* run away from?

Description:

Purpose: To inform

Text: Explanation

How to catch *The Gingerbread Man*

Music



Exploring different types of musical instruments

Learning which family each instrument is from

Maths

Gingerbread Addition

Number bonds to 5



Science

To know that different objects can float or sink.



Experiment: Could the gingerbread man be made out of a different biscuit?

History

Understand the past through settings, characters and events encountered in books read in class and storytelling

RE

How do celebrations bring Christians together in different ways?

How do people describe God?
How do Christians describe God?

Wider

Communication and Language:

Offer explanations for why things might happen, making use of recently introduced vocabulary from stories, non-fiction, rhymes and poems when appropriate.

Expressive Art and Design:

Looking at different artists
Exploring different types of musical instruments

Role Play area: Bakery

Physical Development:

Negotiate space and obstacles safely.

PSED:

Exploring different feelings and emotions.
Developing resilience and confidence when faced with new activities.

Computing

Using Microsoft Word to write CVC words

Art & DT

Puppet Making



Make use of props and materials when role playing characters in narratives and stories.

End of topic celebration

Making/ decorating Gingerbread men



PE

Gymnastics

Developing balance, co-ordination and core strength.

Exploring different types of roles, jumps and balances

Question:



Do you want to be an animal, plant or a human?

LAUNCH:

Welly Walk



Our Wonderful World



History


Geography

Science

Spring Term 2

Literacy:

Here We Are



Description: Designing our own unique animal.
Purpose: To inform
Text: Explanation

Description: What did we see on our school trip?
Purpose: To entertain
Text: Recount

Maths:

Measuring the lengths of different types of leaves.



Science:

Understand some important processes and changes in the natural world around us, including the seasons and changing states of matter.

Geography:

Understanding the world:

Understand some important processes and changes in the natural world around us, including the seasons and changing states of matter.

Explain some similarities and differences between life in this country and life in other countries.

End of topic celebration:



Treasure Hunt



Wider:

PSED:

Showing an understanding of others feelings.

Physical Development:

Rugby

Music:

BBC ten pieces: Lark Ascending – performance based

Expressive Arts & Design:

Using different art materials


RE:

How do celebrations bring Christians together in different ways?

Which times are special for Christians?

PSED Day:

World Book Day



Trips:

Garden Centre



Texts:

Here We Are



Computing:

Logging onto Purple Mash




Question:

What is the life cycle

of a butterfly?



The Very Hungry Caterpillar









History

Geography

Science

Summer Term 1

	Literacy	Maths	Wider										
 <p>Launch</p> <p>Meeting our very own “hungry caterpillars”</p> 	<p>The Very Hungry Caterpillar</p>  <p>Story: An alternative story for what ‘The Very Hungry Caterpillar’ ate. Purpose: To entertain</p> <p>Recount: The life cycle of a caterpillar based on our observations Purpose: To inform</p> 	<p>Pictograms: Create a pictogram to represent the classes favourite insects.</p> <table border="1"> <thead> <tr> <th>INSECT</th> <th>NUMBER OF CHILDREN WHO CHOSE IT</th> </tr> </thead> <tbody> <tr> <td>LADYBIRD</td> <td></td> </tr> <tr> <td>WORM</td> <td></td> </tr> <tr> <td>BUTTERFLY</td> <td></td> </tr> <tr> <td>CATERPILLAR</td> <td></td> </tr> </tbody> </table>	INSECT	NUMBER OF CHILDREN WHO CHOSE IT	LADYBIRD		WORM		BUTTERFLY		CATERPILLAR		<p>Physical Development: Gymnastics</p> <p>PSED: Understanding the importance of healthy food choices.</p> <p>Expressive Art & Design: Tunncliffe: Making observations and drawing pictures of animals and plants.</p> <p>Computing: Mini Mash</p> <p>Music: BBC 10 Pieces: No place like</p> <p>RE: How do Christians look after the world?</p>
INSECT	NUMBER OF CHILDREN WHO CHOSE IT												
LADYBIRD													
WORM													
BUTTERFLY													
CATERPILLAR													
<p>Celebration:</p> <p>Releasing the butterflies</p> 	<p>Text: The Very Hungry Caterpillar</p> 	<p>Visits / Visitors:</p>	<p>PSHE Day:</p>										
			<p>Topic Book Front Covers</p> <p>Art collage to create our very own caterpillar</p>										











Would you like to live on the beach?



On The Beach

History
Geography
Science

Summer Term 2

	Literacy	Maths	Wider
<p>Launch</p> <p>Sandcastle Building</p> 	<p>Winne & Wilbur at the Seaside</p> 	<p>Subitising Sandcastles</p> 	<p>Physical Development: Athletics Invasion Games</p>
<p>Celebration</p> <p>A Beach Party</p> 	<p>A `List Poem` of what I might find at the beach. Purpose: To entertain Text: Poetry</p> <p>A postcard from Winnie the Witch Purpose: To inform Text: Recount</p> 	<p>Understanding the World</p> <p>Geography Recognise and understand similarities and differences between the natural world around them and contrasting environments. To know that not all places we visit look the same.</p> <p>History: Discovering a sunken pirate ship to help us find out about the past.</p> <p>Science: <i>Light and Sound</i> To understand what a shadow is and to recognise the term `sound`.</p>	<p>PSED: Setting and working towards our own goals.</p> <p>Expressive Art & Design: Drawing for accuracy Sharing creations and explaining the process they have used.</p>  <p>Computing Exploring `Word` and beginning to type using the keyboard.</p> 
<p>Texts:</p> <p>Winnie & Wilbur at the Seaside</p>	<p>Visits:</p> <p>A trip to the beach</p>	<p>Sports Week</p>	<p>Music: Holst Mars – moving in time with music</p>  <p>RE: Why should we look after the world? How do Christians, Jews & Muslims say we should look after the world?</p>