

What makes me,  
me?









# All About Me

History

Geography

Science

Autumn Term 1

	Literacy	Maths	Wider
 <b>Launch</b>  <p>Drawing self portraits</p> 	<b>Goldilocks and the Three Bears</b>  <p>Use images to sequence the story of <i>Goldilocks and the Three Bears</i></p> <p>Orally describe the Goldilocks and the three bears.</p>  <div> <b>Focus Books:</b> <p>The Colour Monster The Colour Monster goes to school Only One You</p> </div>	<b>Shape and space</b> <p><u>Understanding The World</u></p>  <p><u>History</u></p> <p>Talk about the lives of the people around them and their roles in society.</p> <p><u>People Who Help Us</u></p> <p>Understanding different people's jobs and how they help us. How can we recognise someone by their uniform?</p> <p><u>Geography/ Science</u></p> <p>Understand that we do things at different times of the year and that the weather and the world can look different during these events.</p>	<p><b>Physical Development:</b> Fundamental movement skills and exploring the space around us Beanbag Games</p>  <p><b>PSED:</b> What is self-regulation and how do I do it?</p> <p><b>Music:</b> Nursery Rhymes</p> <p><b>Computing:</b> Interactive games</p> <p><b>Expressive Art &amp; Design:</b> Explore different colours and colour mixing</p> <p><b>RE:</b> What makes people special?</p> <div> <b>PSHE Day:</b> Languages Day         </div>
<b>Celebration</b> <p>Baby pictures quiz</p> 			



What type of animals would you see on a farm?












## On The Farm

History

Geography

Science

Autumn Term 2

	Literacy	Maths	Wider
<b>Launch</b>  What is life like on a Farm? 	<b>The Little Red Hen</b>  Create a list of characters from the story. Writing or drawing words that rhyme with <b>HEN</b> .	<b>Measures</b>  <b><u>Understanding The World</u></b>  <b><u>Geography:</u></b> I can find where animals live on a farm using a simple map. I can describe my immediate environment using knowledge and observation. <b><u>Science:</u></b> To recognise animals, including humans, and understand how to care for them.	<b><u>Physical Development:</u></b> Focusing on co-ordination, throwing, catching and aiming.   <b><u>Expressive Art &amp; Design:</u></b> Exploring Colour Mixing and learning about the Primary Colours   <b><u>PSED:</u></b> What are our class rules?   <b><u>Music:</u></b> The Love Music Trust – Celebrations unit  <b><u>Computing:</u></b> Interactive games, including iPads   <b><u>RE:</u></b> What makes people special? What do religious people learn from stories? Why do Christians perform special nativity plays at Christmas?
<b>Celebration</b> Big Art: Designing and creating our very own farm 	<b>Word Focus</b>  The No I To Go  <b>Focus Books:</b> The Three Little Pigs Farmer Duck The enormous turnip Poppy and Sam – Farmyard tales	<b>PSHE Day: Friendship Day</b>	

# Spring term 1 - Traditional Tales

## History and Science

### Question:

What character would you be in a traditional tale?



### Literacy

The Gingerbread Man



Who else could *The Gingerbread Man* run away from?

How to catch *The Gingerbread Man*

### Maths

### Pattern

### Science

Floating and sinking – offering explanations of what is happening

### Experiment:

Could the gingerbread man be made out of a different biscuit?



### History

Understanding the past through settings, characters and events encountered in books read in class and storytelling

### Wider

### Computing

Using Microsoft Word to write CVC words

### Physical Development

Developing balance, co-ordination and core strength.

Rugby (coach)

### PSED:

How can I look after myself?

### RE:

How do people describe God?  
How do Christians describe God?

### Art & DT

Puppet making - making use of props and materials when in role.

### Music:

The Love Music Trust – Friends unit

### Launch

Designing our own gingerbread men



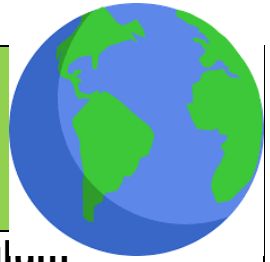
### End of topic celebration





Making/ decorating Gingerbread men



# Spring Term 2 - Our Wonderful World

Science History Geography




<u>Question</u>	<u>Maths</u>	<u>Understanding the world</u>	<u>Wider Curriculum</u>
 Do you want to be an animal, plant or a human?	Shape and Space	<u>Science</u> Understanding some important processes and changes in the natural world around us.	<u>PSED:</u> How can I build positive relationships?
<u>Launch</u> Welly walks 	<u>Literacy</u> Handa's Surprise 	<u>Geography</u> Explain similarities and difference in the natural world around us.	<u>Physical development:</u> Different rolls, jumps and balances.
<u>Celebration</u> Fruit Tasting	What fruit did Handa take to her friend?  What is happening at this part of the story?		<u>Music:</u> BBC 10 pieces – Lark Ascending
<u>PSED day</u> World Book Day 	<u>Books to support</u> Here we are Only one You	<u>Trip</u> Local Walk and Garden Centre	<u>RE:</u> How do celebrations bring Christians together?
			<u>Art:</u> Using different art materials.
			<u>Computing:</u> Purple Mash

**Question:**

What is the life cycle  
of a butterfly?



# The Very Hungry Caterpillar











History

Geography

Science

Summer Term 1

	Literacy	Maths	Wider
 <b>Launch</b>  Meeting our very own “hungry caterpillars” 	<b>The Very Hungry Caterpillar</b>  Innovate the story, The Very Hungry...  What did I eat? Written as if I were <i>The Very Hungry Caterpillar</i> . 	Measure  <b>Understanding the World</b>  <b>Science:</b> Explore the natural world around them, making observations and drawing pictures of animals and plants.  <b>Geography:</b> Describe what the Hungry Caterpillar might see and think when they turn into a butterfly  <div>PSHE Day: My Money Day</div>	<b>Physical Development:</b> Gymnastics  <b>PSED:</b> How are people different?  <b>Expressive Art &amp; Design:</b> Tunncliffe: Making observations and drawing pictures of animals and plants.  <b>Computing:</b> Mini Mash  <b>Music:</b> The Love Music Trust – Animals Unit  <b>RE:</b> How do Christians look after the world?
<b>Celebration:</b> Releasing the butterflies   <div>Text: The Very Hungry Caterpillar </div>			






Would you like to  
live on the beach?



# Summer 2 – On the Beach

History, Geography and Science

	Literacy	Maths	Wider
<p><b>Launch</b></p> <p>Sandcastle Building</p> 	<p><b>How to catch a star</b></p> 	<p><b>Pattern</b></p>	<p><b>Physical Development:</b> Athletics Invasion Games</p>
<p><b>Celebration</b></p> <p>A Beach Party</p> 	<p>A list poem of what is in space.</p> <p>Describing either the rocket or the boy from the story.</p>	<p><b>Understanding the World</b></p> <p><u>Geography</u> Recognise and understand similarities and differences between the natural world around them and contrasting environments. To know that not all places we visit look the same.</p> <p><u>History:</u> Discovering a sunken pirate ship to help us find out about the past.</p> <p><u>Science:</u> <i>Light and Sound</i> To understand what a shadow is and to recognise the term `sound`.</p>	<p><b>PSED:</b> What are my learning powers?</p> <p><b>Expressive Art &amp; Design:</b> Drawing for accuracy Sharing creations and explaining the process they have used.</p> <p><b>Computing</b> Exploring `Word` and beginning to type using the keyboard.</p> <p><b>Music:</b> The Love Music Trust – Weather unit</p>
<p><b>Texts:</b></p> <p>Winnie &amp; Wilbur at the Seaside</p> <p>Commotion in the Ocean</p>		<p><b>Sports Week</b></p>	<p><b>RE:</b> Why should we look after the world? How do Christians, Jews &amp; Muslims say we should look after the world?</p>

